

SEPTEMBER 30, 2022

Dana Epiphany ESG Equity Fund



DUANE ROBERTS, CFA
21 YEARS AT DANA
Director of Equities,
Portfolio Manager



DAVID WEINSTEIN, JD
7 YEARS AT DANA
Equity Analyst,
Portfolio Manager



ANN ROBERTS
5 YEARS AT DANA
ESG Analyst,
Portfolio Manager



SEAN A. MCLEOD, CFA
4 YEARS AT DANA
Equity Analyst,
Portfolio Manager

ABOUT DANA INVESTMENT ADVISORS

At Dana Investment Advisors, we believe that many Environmental, Social and Governance (ESG) factors impact the financial well-being and returns of corporations and their investors. This is in keeping with our mission to act in the best long-term interests of our clients.

ABOUT DANA EPIPHANY ESG EQUITY FUND

INVESTMENT OBJECTIVE

Long-term growth of capital through exposure to stocks deemed by the Adviser to be responsible investments, while mitigating volatility through a disciplined, risk-controlled, relative value investment process.

FUNDAMENTAL RESEARCH

Stocks that meet certain environmental, social, and governance (“ESG”) criteria established by the Adviser. Using an approach of quantitative modeling and fundamental research employed by Dana Investment Advisors in institutional products since 1999, the Adviser selects securities for the portfolio to generate alpha over the long-term.

STRATEGIC FOCUS

The Epiphany ESG Equity Fund holds a diversified portfolio of approximately 50 to 55 U.S. stocks deemed by the Adviser to be responsible investments. Risk controls are implemented throughout the portfolio construction process, and we look to add value with disciplined fundamental stock selection. The Fund includes a blend of characteristics designed to perform well in up, down, growth, or value markets.

FUND INFORMATION as of 9/30/22

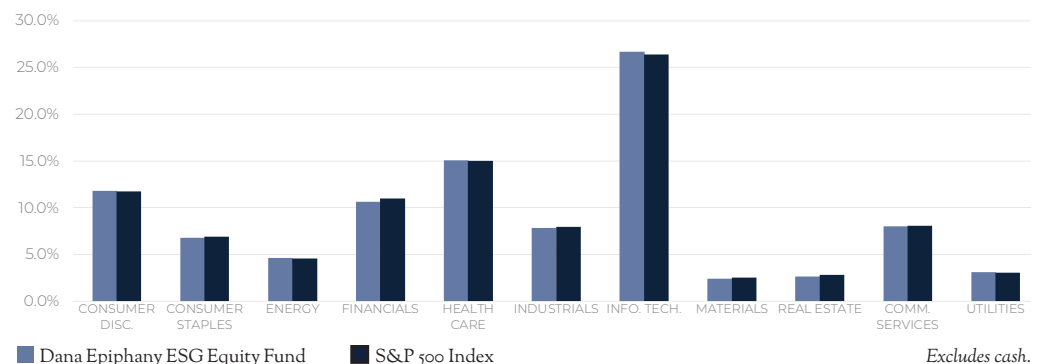
SYMBOL	ESGIX
INCEPTION DATE	2/13/08
BENCHMARK	S&P 500 INDEX
TOTAL FUND AUM	\$67.9 MM
TOTAL FIRM AUM	\$6.5 BN
MIN. INVESTMENT	\$5,000
NET EXPENSE RATIO	0.85%
GROSS EXPENSE RATIO	1.12%
TARGET CASH POSITION	0 - 1%
INDIVIDUAL SECURITY LIMIT	< 4%
SECTOR LIMITS	SECTOR NEUTRAL

PORTFOLIO STATISTICS as of 9/30/22

NUMBER OF HOLDINGS	65
% ASSETS IN TOP 10	24.71
PRICE/EARNINGS (NTM)	13.12
PRICE/CASH FLOW	10.9
HIST. 3YR SALES GROWTH	12.6
RETURN ON EQUITY (ROE)	29.15
ACTIVE SHARE	77.66
TRACKING ERROR	3.11
STANDARD DEVIATION	16.27
BETA	0.99
UP MARKET CAPTURE RATIO	94.47
DOWN MARKET CAPTURE RATIO	103.19

Source: Morningstar Direct; The Adviser has contractually agreed to waive its management fee and/or reimburse certain operating expenses through 2/28/2023. Results shown reflect the waiver, without which the results would have been lower.

SECTOR ALLOCATION as of 9/30/22, subject to change

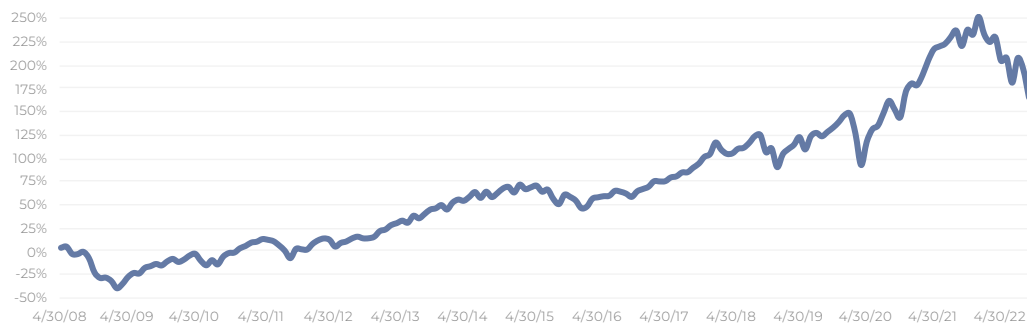


ANNUALIZED RETURNS as of 9/30/22

	TICKER	QTD	YTD	1 Year	3 Years	5 Years	10 Years	Since Inception
Dana Epiphany ESG Equity Institutional	ESGIX	-5.63%	-24.59%	-17.21%	5.20%	6.95%	8.62%	6.81%
S&P 500 Index		-4.88%	-23.87%	-15.47%	8.16%	9.24%	11.70%	9.01%

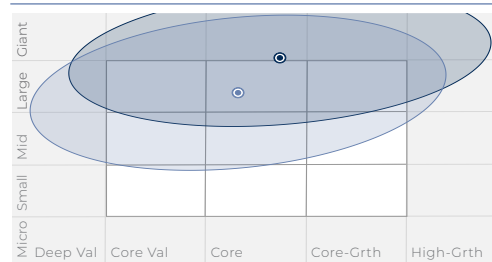
The performance of the Fund quoted is past performance and does not guarantee future results. The investment return and principal value of an investment in the Fund will fluctuate so that an investor's shares, when redeemed, may be worth more or less than original cost. Current performance of the Fund may be lower or higher than the performance quoted. Performance data as of the most recent month may be obtained by calling 1-855-280-9648.

INVESTMENT GROWTH SINCE INCEPTION as of 9/30/22



■ Dana Epiphany ESG Equity Fund Institutional

HOLDINGS-BASED STYLE as of 9/30/22



■ Dana Epiphany ESG Equity Fund ■ S&P 500 Index

TOP HOLDINGS as of 9/30/22, subject to change

APPLE, INC.	3.54%
MICROSOFT CORPORATION	3.36%
ALPHABET, INC. CL A	2.59%
CIGNA CORPORATION	2.41%
GENERAL MILLS, INC.	2.26%
CVS HEALTH CORPORATION	2.19%
STERIS PLC	2.15%
REGAL REXNORD CORPORATION	2.11%
HUMANA, INC.	2.07%
ZOETIS, INC. CL A	2.03%

Current and future portfolio holdings are subject to risk.

REASONS TO INVEST WITH DANA

FOCUS ON SECURITY SELECTION

Using an approach of quantitative modeling and fundamental research employed by Dana Investment Advisors in institutional products since 1999, the advisor selects securities designed to generate alpha over the long term.

REPEATABLE INVESTMENT PROCESS

The investment process seeks to mitigate volatility utilizing several strategies including, but not limited to: sector-neutral weighting, equally weighted positions within sectors, and a maximum position size of 4%.

FIRM PEDIGREE AND HISTORY

Dana Investment Advisors was founded in 1980, is employee-owned, and manages \$6.5 billion as of 9/30/22. The firm has never wavered from our goal of providing above market returns while reducing volatility for our clients.



15849369-UFD-10/25/2022

Alpha is a measure of performance on a risk-adjusted basis. Beta measures the Fund's sensitivity to market movements.

Diversification does not ensure a profit or guarantee against loss. The universe of acceptable investments for the Fund may be limited as compared to other funds due to the Fund's ESG investment screening. Because the Fund does not invest in companies that do not meet its ESG criteria, and the Fund may sell portfolio companies that subsequently violate its screens, the Fund may be riskier than other mutual funds that invest in a broader array of securities.

There is no guarantee that this or any investment strategy will succeed; past performance is not an indicator of future performance; and investment results may vary. Mutual funds involve risk, including possible loss of principal. The S&P 500 Index is a widely recognized unmanaged index of equity prices and are representative of a broader market and range of securities than is found in the Fund's portfolio. The Index returns do not reflect the deduction of expenses, which have been deducted from the Fund's returns. The Index return assumes reinvestment of all distributions and does not reflect the deduction of taxes and fees. Individuals cannot invest directly in the Index, however, an individual can invest in exchange traded funds or other investment vehicles that attempt to track the performance of a benchmark index.

Before investing you should carefully consider the investment objectives, risks, charges and expenses of the Dana Funds. This and other important information about the Fund is contained in the prospectus, which can be obtained at www.DanaFunds.com or by calling 855-280-9648. The prospectus should be read carefully before investing.

The Dana Funds are distributed by Ultimus Fund Distributors, LLC member FINRA. Dana Investments Advisors is not affiliated with Ultimus Fund Distributors, LLC.